



## GARLIC KNOTS

Here's a chance to use up some of your leftover bali batik strips. It doesn't take much Bright, happy colors, please.

From Neutral fabrics (provided) you need 2 - 2 ½ x 5" rectangles  
 And 2 - 2 ½ x 4 ½" rectangles

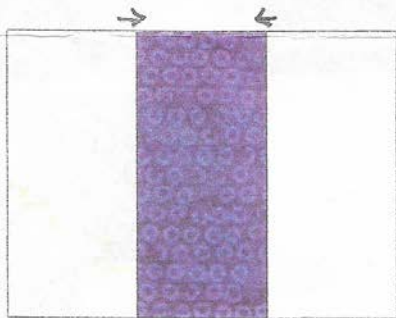
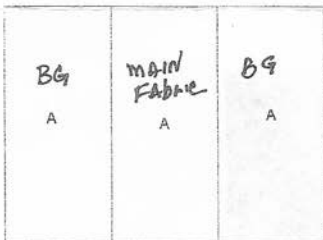
From main fabric cut three (3) 2 ½ x 5" rectangles

From accent fabric cut one (1) 2 ½ x 5" rectangle


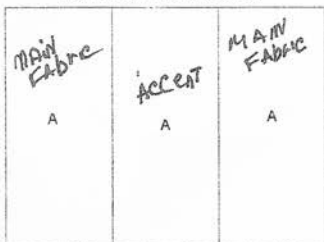
Sew strips together lengthwise as shown below one neutral, one main fabric, one neutral  
 Sew second set of strips as shown below one main fabric, one accent, one main fabric

Press toward main fabric

Key Block (41/100 actual size)



Key Block (41/100 actual size)



## GARLIC KNOTS P2

Place 2 strips sets with right sides together and seams nesting.

Cut in half ( should be  $2\frac{1}{2}$ " )


Sew pairs together

Press seams away from neutral squares

Add remaining  $2\frac{1}{2} \times 4\frac{1}{2}$  " strips to side of block.

Press toward block

Reverse one of the block halves so that the accent squares touch corners in the center.



Thank you for participating  
Nancy Ganske 760 722 6040