

## El Camino Quilters August 2022 Lucky Block

# JAGGED X

**Colors** - 2 Bright Colors in a Tone on Tone, Batik, or Print that read as one color. Any Colors you like.

**Background** – Black solid, Print, or Tone on Tone that reads very black

### Cutting Instructions for 1 – Block (6½ unfinished)

**Color 1** - (1) 3½" x 5" rectangle

**Color 2** - (1) 3½" x 5" rectangle

**Black** - (2) 3½" x 5" rectangles

1. Lay a 3½" Black rectangle **Right Side Down** as in **Fig A**. Make a mark on the back 1½" over from the bottom left corner as in **FIG A**. Draw a diagonal Line from the mark to the top right corner as shown.

**VIP** The direction of the line is very important

2. Lay the Black rectangle horizontally over the Color rectangle right sides together as in **FIG B** and sew on the drawn line.
3. Trim the seam allowance to ¼" as in **FIG C** and press toward the Black.
4. Repeat with the other Color and Black rectangles.
5. Match the two units together as in **the block** at the top of the page. Sew and press the center seam open.
6. This is an easy block to make multiples of at the same time. Cut out several color and black rectangles. Match them up and sew, sew, sew!



Fig A

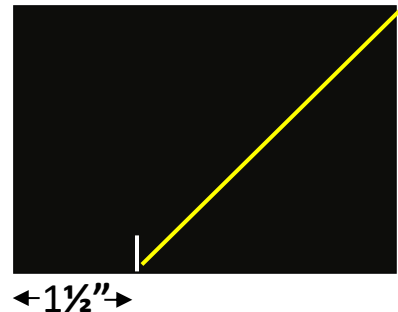


Fig B





Fig C



**Questions? Contact Laurie Paurazas**  
**760-216-6234 lpaurazas@me.com**